

Blinky's Family Challenge



The Donkey and the King

The triumphal entry

Week One

Worship Hands

You can use your hands to worship God and show Him how much you love Him.

Directions

1. Say a sentence from the **Worship Hands List** and do the action that goes with it.
2. Repeat for each sentence on the list.
3. Make up your own sentences and ways to worship God!

Worship Hands List

Statement	Action
God is good, so I clap for Him!	Clap hands.
I wave to God to say, "Hello, Friend!"	Wave your hand.
I want to be close to God, so I lift my hands.	Lift hands up.


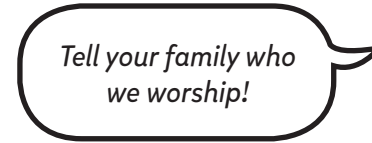

Review Time!

Say With Me *Ages 2-3*

1. Say Together: **Worship God!**
2. Say Together: **My hands worship God!**

Q&A *Ages 4-Kindergarten*

1. **What can you do to worship God with your hands?** See **Worship Hands List** above for ideas.
2. **When you worship God, what does it show Him?** *I love Him.*



Blinky



Lead your family through the Bible Plan *The Donkey and the King* on the YouVersion Bible App.

www.bible.com



www.life.church/kids




Interact with God's Word through the Bible App for Kids, activities, videos, coloring sheets, parent resources, and more!
www.BibleAppForKids.com




Follow LifeKids to sing along with this month's song, *All of Me*. www.life.church/kidsmusic

Shine



Question: Hey friends! **How can you worship God?**

Emily



Answer: Say it with me! **I give God all of me!**

Say the Bible verse with me!



You can worship God with whatever you have! The people worshipped God by laying down their coats and waving palm branches for Jesus.

Put eyes on each person who needs them.

